The British Association of Gynaecological Pathologists

bsccp | The British Society for Colposcopy and Cervical Pathology

# Lecturer – Dr Mahfooz Basha

Dr Mahfooz Basha is a Consultant Gynaecological Pathologist at UCLH and a BAGP Councillor.



The British Association of Gynaecological Pathologists

bsccp | The British Society for Colposcopy and Cervical Pathology

# Basic Cervical Histopathology Course

## Virtual Histopathology Lab tour-

Dr Mahfooz Basha Mohamed,
Consultant Gynaecological Pathologist,
University College London Hospitals NHS Foundation Trust, London

26.02.2025

The British Association of Gynaecological Pathologists

bsccp | The British Society for Colposcopy and Cervical Pathology

# Speaker disclosures

## Choose one

- ❑ I have no financial conflicts of interest to disclose



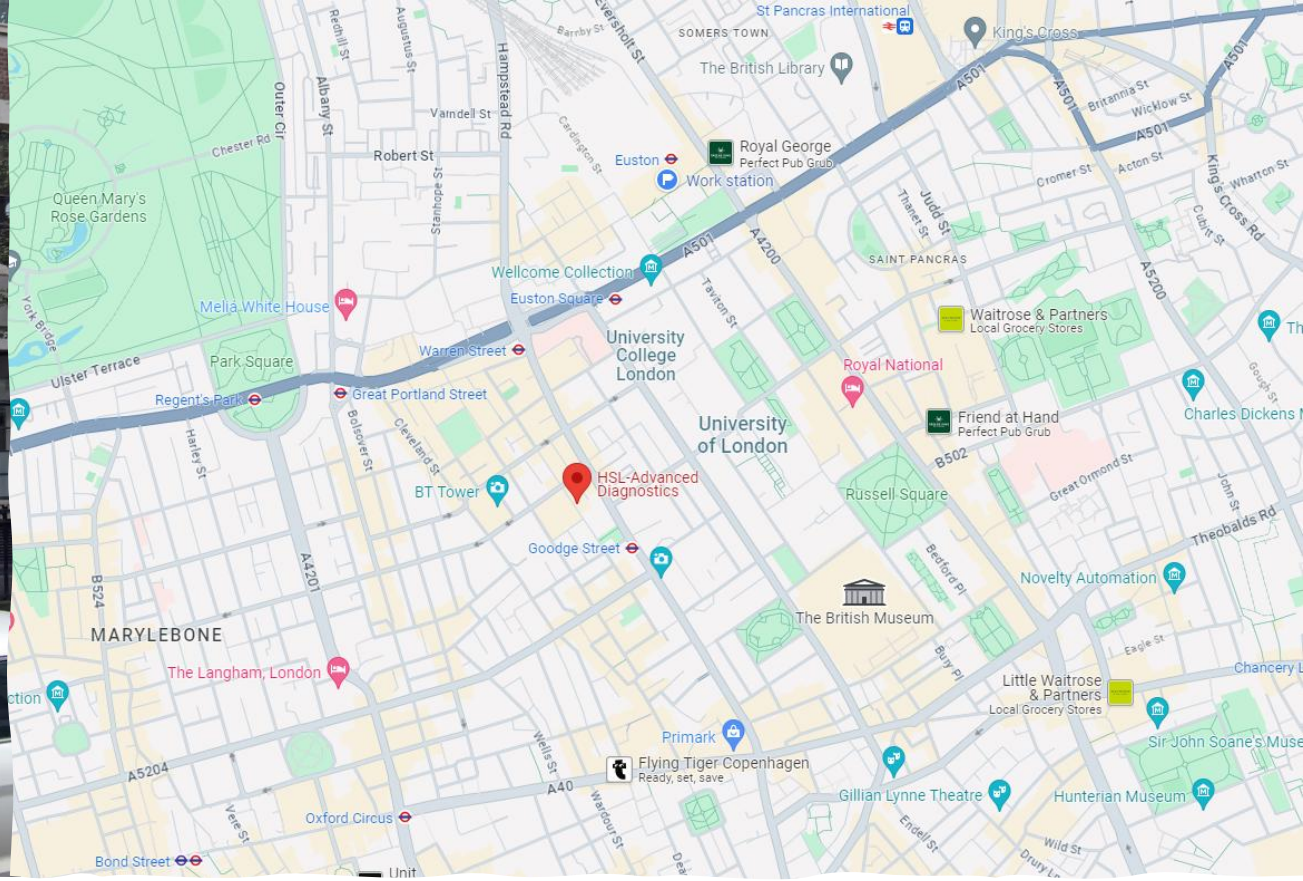


# Location

- Health Services Laboratories

  60 Whitfield Street, Fitzrovia, London W1T 4EU



# Journey: specimen to slide

- Specimen Reception
- Cut up
- Processing
- Embedding
- Microtomy
- Staining
- Send out for reporting




# Specimen drop off point
# Howland Mews East


Fire exit

# Specimen reception

- Ensure proper transportation
- Check identity – pot and form
- After entry and labelling, send to cut up









**Bring photo ID to vote** Check what photo ID you'll need to vote in person in the General Election on 4 July.



Department for Transport

Guidance

# Packaging and transport requirements for patient samples – UN3373

Published 26 March 2020


DELL

# Lab Numbers

- UH24-XXXX A, B, C
- 24WHXXXX A, B, C

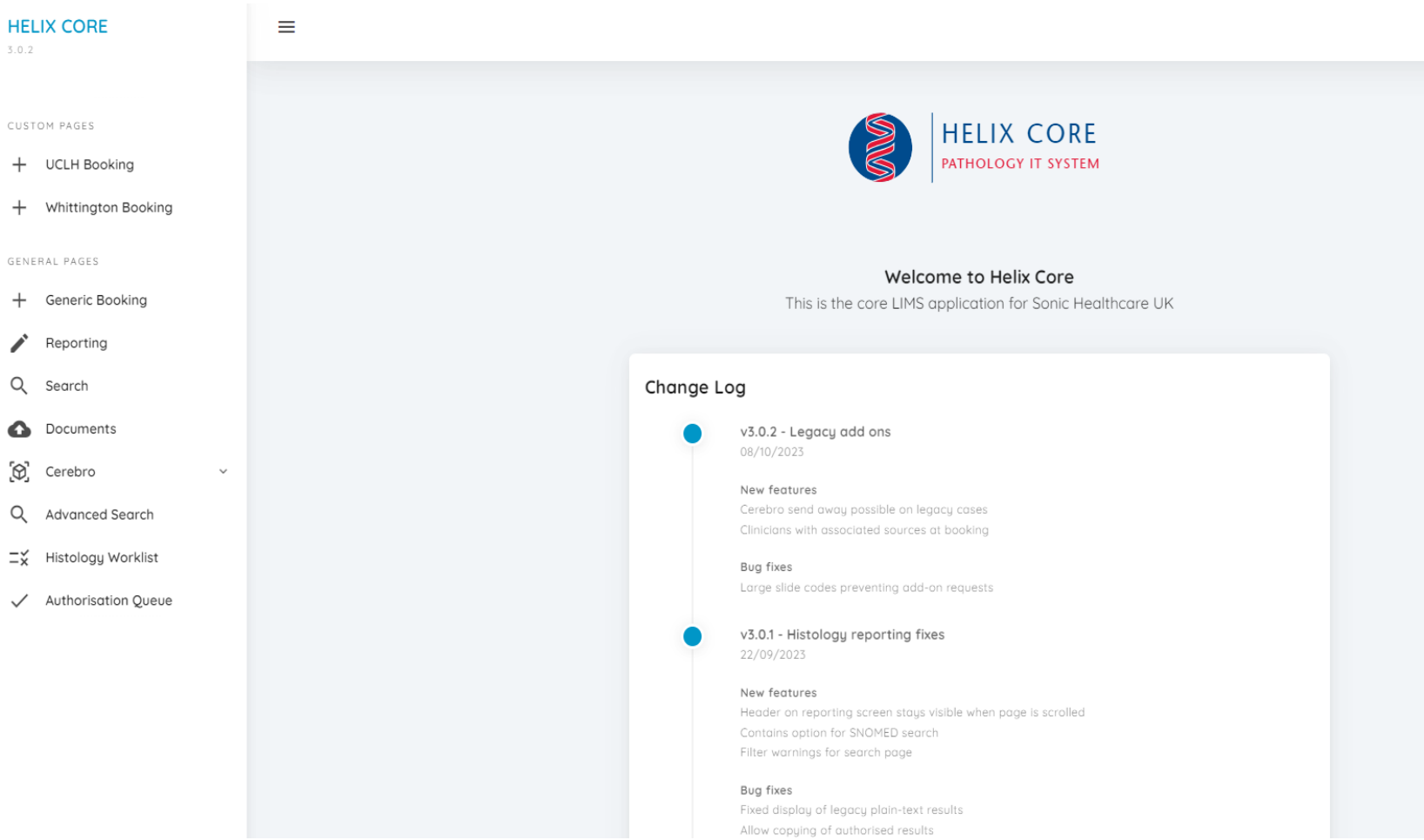


LEVEL 2

Health Services Laboratories: 60WS Cell Path Laboratory



# Cut up


HX
Waste
5kg

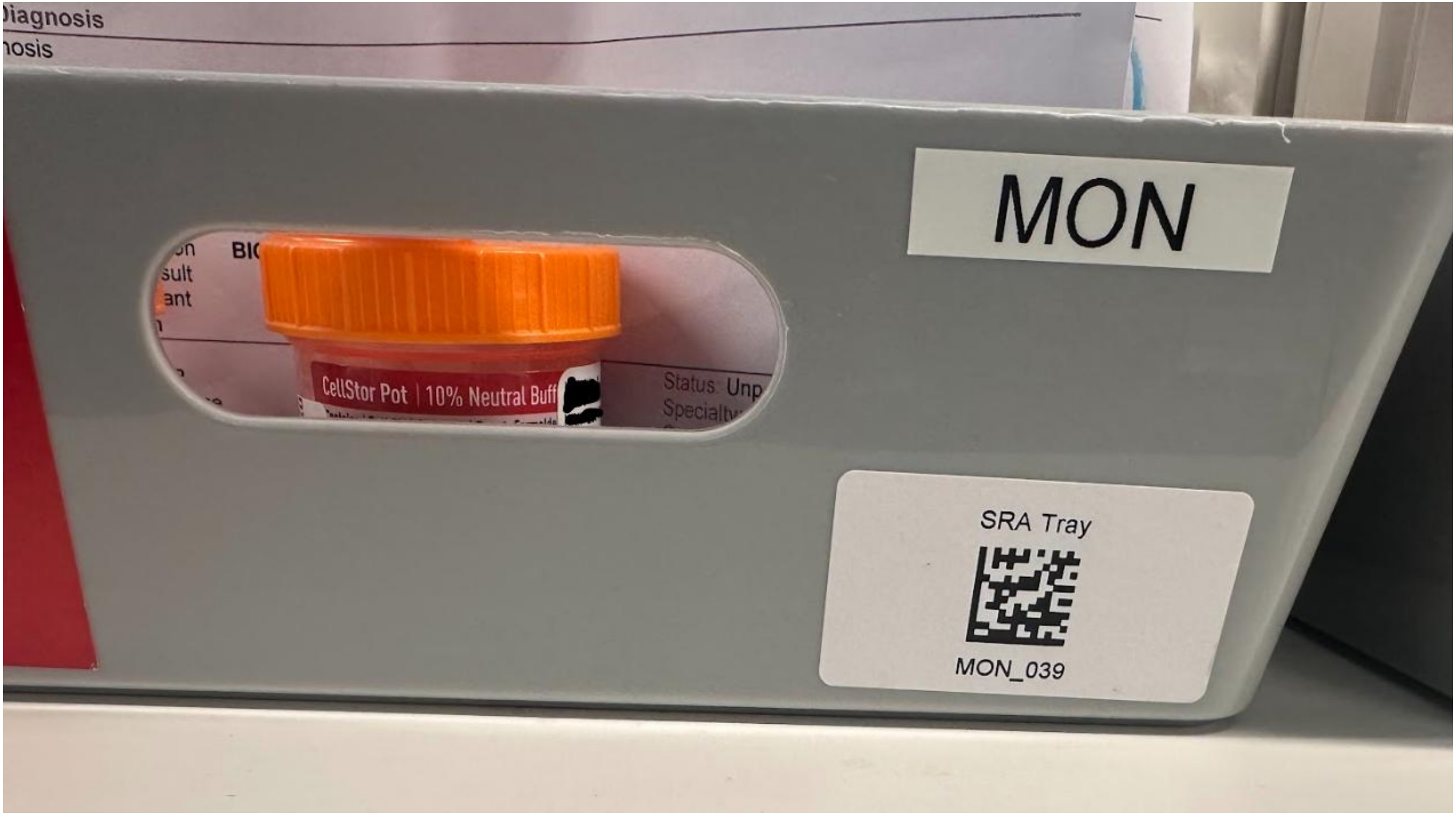
Diagnosis
nosis
MON
CellStor Pot | 10% Neutral Buff
Status: Unp
SRA Tray
MON_039


KIMTREX



**Clinical Details** Biopsy - CIN3
Smear - severe
Colp - large ectropion
LLETZ and peripheral excision as well

**Macroscopic Description**

Specimen A **LLETZ plus peripheral excision**

Opened LLETZ measuring 25 x 27 upto 7mm os measuring 15mm, plus received multi tan fragments measuring 15 x 8 x 4mm in aggregate. AT


Leica CEREBRO™
Sample Tracking System



# Cassette






Leica
CEREBRO -



HIS-HSL Cassette Colours

Q-CARD

| | | | | | |
|---|---|---|---|---|---|
| Q-Card No.: | HIS-60W4-27-Q-2 | Version No.: | 1 | | |
| Status.: | Active | Effective Date: | 27/11/2023 | | |
| Author: | Desai, Barinder | Owner: | Allen, David | Copy No: | 2 |

16/04/2024 LDA AUTHORISED AM

## Cassette Colours and Priority Order

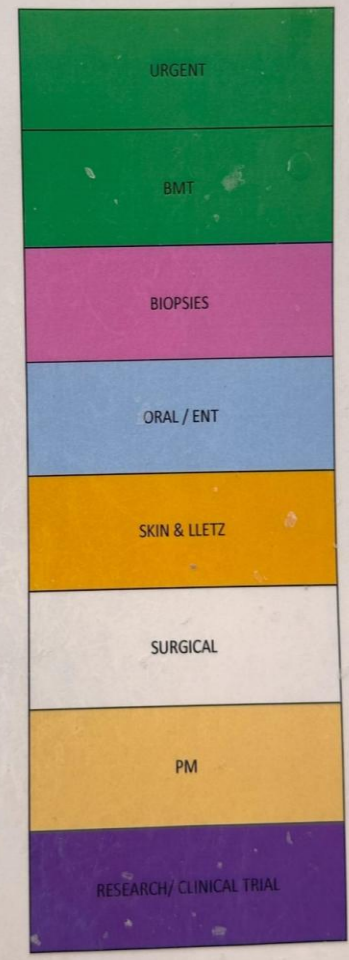


24RH033878
A.1 GABX
24WH006332
24WH006332
24WH006332
C.1 SGBX


Processing and
Embedding

# Processing






OUT OF USE



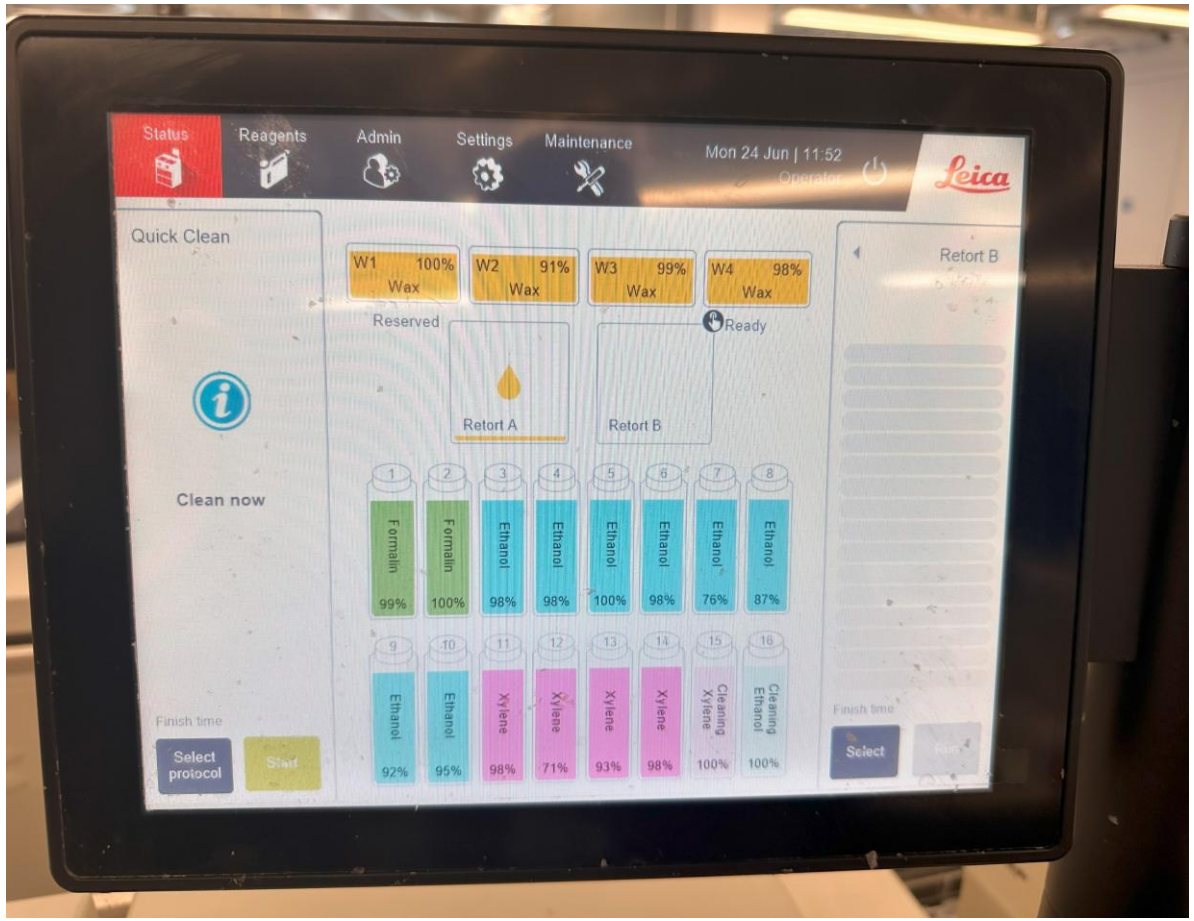
Status
Reagents
Admin
Settings
Maintenance
Mon 24 Jun | 11:52
Operator
Leica
Quick Clean
W1 100% Wax
W2 91% Wax
W3 99% Wax
W4 98% Wax
Reserved
Ready
Retort A
Retort B
Clean now
Formalin 99%
Formalin 100%
Ethanol 98%
Ethanol 98%
Ethanol 100%
Ethanol 98%
Ethanol 76%
Ethanol 87%
Ethanol 92%
Ethanol 95%
Xylene 98%
Xylene 71%
Xylene 93%
Xylene 98%
Cleaning Xylene 100%
Cleaning Ethanol 100%
Finish time
Select protocol
Start
Retort B
Finish time
Select


PELORIS 3
Leica
FILL / DRAIN
WAX DRAIN
FIXATIVE
DEHYDRANT
CLEARANT
CLEANING SOLVENT
CONDENSATE

# Embedding


epredia
HistoStar
Thermo
SCIENTIFIC
HistoStar
ON
KIMTECH


Thermo
SCIENTIFIC
STATION 4
Sunday, June 23, 202
11:55 PM
ON
Status
Menu
S40




Leica
WED.012




# Microtomy

1 micron = 1/1000$^{th}$ of a millimeter!


HistoCore
BIOCUT
Leica
P18
S18
POWER
READY
Snowcoat
Slides
Snowcoat
Slides






BIOCUT
18




HistoCore
BIOCUT


ASCON TECNOLOGIC
TLZ 11X
LED LIGHTING


Agilent
Dako
MSAFE
MODEL 9053

# Staining


Dako CoverStainer
Dako


Dako
Dako CoverStainer

# Slide Staining




LIVBx 26
LI-3
Hussain
PROS-07
Serial
PROS-Bx-1
Serial
RN.Bx-20
Serial
PROS-14
Serial
BRT Bx-28
LI-3
LIVBx-28
LI-3
RN Bx 28
LI-3
SNOWCOAT


225626800 - 632399
2nd
CYTOLOGY H&E FORMS
YTOLOGY IMMUNO FORMS


EALING


3rd FLOOR PIGEONHOLES
BREAST (UCLH & WHITTINGTON)
GYNAE (UCLH & WHITTINGTON)
LUNG (UCLH & WHITTINGTON)
UROLOGY (UCLH & WHITTINGTON)
SKIN (UCLH & WHITTINGTON)
Consultant / Trainee
Initials
5th FLOOR PIGEONHOLES
HAEMATOPATH
LOWER GI
UPPER GI
HEAD & NECK
MOLECULAR REQUESTS
2nd FLOOR PIGEONHOLES
BCSP
LARISSA MENDES
Anna Silvanto
ENGELS
www.engels.eu
MULTI SAMPLE
If undelivered or found please return to:
The Doctors Laboratory
Sample Reception
Ground Floor
The Halo Building
1 Mabledon Place
London
WC1H 9AX
T: +44(0) 207 387 7373
www.tdlpathology.com
HISTOLOGY
OCTOBER
LEVEL 6


3DHISTECH
P480



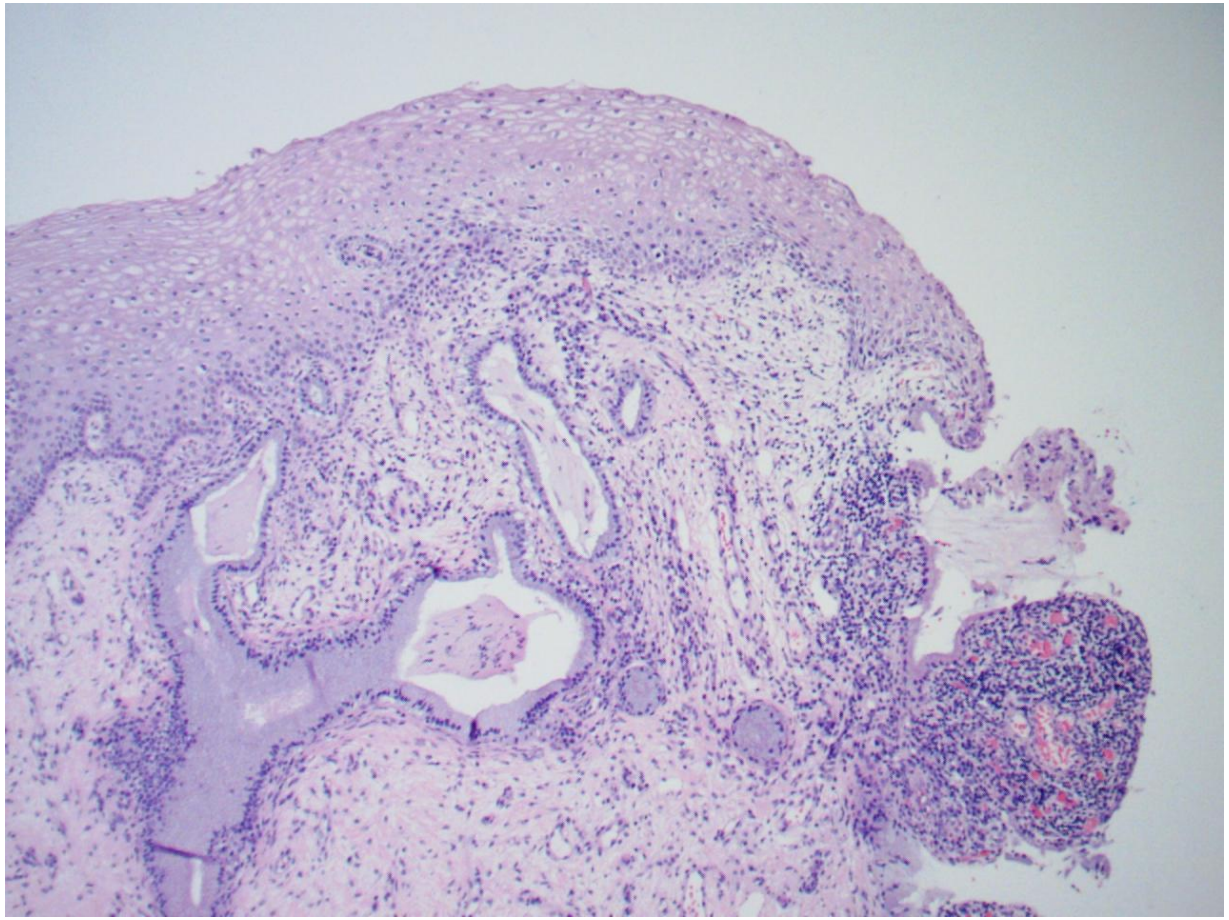

# Acknowledgement


- Mr Yassein and rest of team at Health Services Laboratories, 60 WS, London



# Thank you

