THE BRITISH ASSOCIATION OF GYNAECOLOGICAL PATHOLOGISTS

BAGP NEWSLETTER 2018

President's Report

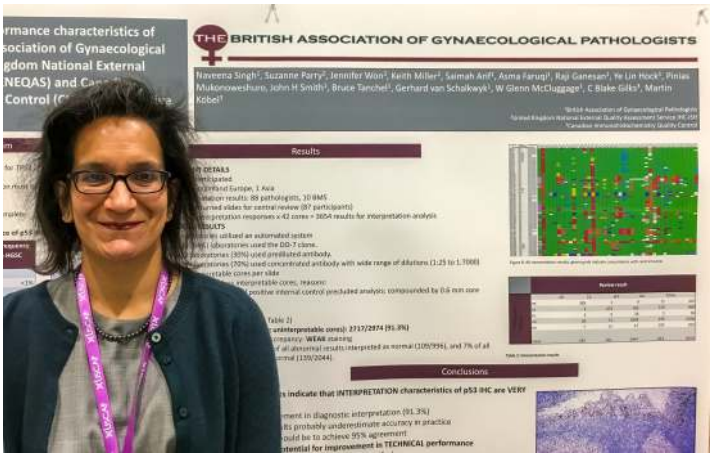

As 2018 draws to a close it is difficult to decide what has been the BAGP's most significant contribution this year to its membership and to the field of gynaecological pathology. As always our **events** through the year ran to full auditoriums, drawing delegates from within the UK and overseas. First in the calendar as our Spring event was a new course on **Diagnostic Dilemmas**, with parallel events for consultants and trainees. Our **2018 annual meeting**, a 2-day programme with a focus on **pathology of the lower genital tract**, was supported by the **International Society of Gynecological Pathologists**, enabling us to invite a series of excellent speakers from the UK, Europe and North America. At this meeting we were able to introduce and gauge the response to an exciting new feature: a **meeting app**, enabling delegates to access all talks/ handouts, related documents and useful local information, but also providing them with the invaluable opportunity to share questions and opinions. This great networking tool meant that delegates could connect directly to organisers, other delegates and speakers, making the whole experience more intimate, and certainly a feature to replicate in future events. The autumn marked the start of a new annual event: the **BAGP week-long gynaecological pathology update course**. This new course, targeted to consultants and senior trainees, is suitable for those developing a specialist interest in this field, or needing a mid-career update. The event featured scanned slides that were made available to delegates before and after the course, and were discussed at a multiheader microscope alongside brief and focused talks on selected difficult areas. This suc-





cessful event will evolve in response to comments from participants and we hope to tailor it annually to current needs, featuring new entities and terminology. The last event in 2018 was an update course for trainees held in November. The calendar for 2019 can be viewed on our website, and features similar great events.



The overwhelmingly positive response to the app has resulted in our exploring the development of a **BAGP app** with potential to support not only our different individual events, but also allow easy access to information and educational modules including cases of interest. We are hoping to launch this alongside the first event on the **2019** calendar, the first **course on placental, trophoblastic and obstetric pathology** scheduled for March.

An important new aspect to BAGP activities in 2018 was the introduction of novel **research** initiatives. In January 2018 we invited applications for the first **BAGP research award** of £1500. The **winner of the 2018 award** is **Dr Laura Casey**, consultant pathologist at Queen's Hospital, Romford, Essex, for the project titled: *To investigate whether the Ki67 proliferation index and/or CD8 positive tumour infiltrating lymphocyte density predict outcome in high-grade serous tubo-ovarian carcinoma showing no/partial response to neoadjuvant chemotherapy*. Our second research venture is to support the study **RANGO**, a database of rare gynaecological tumours; the BAGP will jointly support a **tissue bank** to collect representative blocks which researchers including BAGP members can access for approved projects. The **2018 annual meeting** featured **poster presentations** enabling trainees to present research and case reports; trainees with accepted abstracts were able to attend the meeting at a reduced subscription.



October saw the launch of this year's **quality project**: an evaluation of the technical and interpretation performance characteristics of the biomarker **p16**. This project, developed jointly with UK NEQAS (UK National External Quality Assurance Service) and CiQC (Canadian Immunohistochemistry Quality Control), includes the production of a **p16 interpretation guide** and cir-

culation of a tissue microarray to about 40 participating laboratories to stain and interpret. Central review is scheduled for January 2019 with circulation of results to follow shortly thereafter. This interpretation guide and an invited collective response of the BAGP as a stake-holder group, are contributing to **imminent Public Health England guidelines on histopathology reporting in cervical screening**.

A highly entertaining but humbling feature of the 2018 annual meeting was the pre-conference and live survey on **margin assessment in vulval squamous cell carcinoma** carried out by **Dr Tjalling Bosse**, showing a shocking degree of variation in our approach to this simple issue. This led to the design of an online survey, circulated in November, to formally assess variation and the need to develop guidance to promote greater uniformity.



These are exciting times in our field; in 2019 work will commence on an update of the WHO classification of female genital tract neoplasms. Increasingly, and particularly with the increase in targeted treatments, clinical guidelines are becoming more reflective of the biological nature of pathological entities. It is more important than ever before that our diagnosis and classification is accurate and reproducible. Each year we find our members more responsive to our initiatives and there has been an almost 50% increase in our membership over the last 24 months, clearly reflecting their engagement. In 2019 we look forward to working with our members towards further contributions to our field, and to a new President, Raji Ganesan, to whom I will hand over the reigns in the Summer. We wish you all a brilliant 2019!



Naveena Singh

President, BAGP

Honorary Secretary's Report



This year has seen some changes within the BAGP. Our new website was launched offering an improved presence on the World Wide Web. We will continue to develop the website making improvements and increasing content. We have also seen a steady growth of membership rising from 163 in May 2016 to 230 by November this year. The new application process via the website has helped improved and streamline the process.

Our council has remained stable over the year but will see some changes in the coming year. Dr Naveena Singh will step down in June with Dr Raji Ganesan succeeding her as BAGP President. Three councillors will also end their terms of office in 2019. New councillors are currently being recruited. The new year will see some new faces and new office bearers carrying the BAGP forward.

The BAGP has once again continued to drive forward education for Gynecological pathologists by hosting various meetings and an Annual conference. This was be enhanced by a brand new long course.

Season's greetings and all the best for 2019.

Bruce Tanchel

Message from the Treasurer



I am now in my fifth year as Treasurer for the BAGP. I have attended all council meetings this year. As in previous years I continue to log and monitor the association accounts. The accounts are submitted to the accountant in April who then prepares an end of year report. We have had a significant spend this year with providing an App for delegates at the annual meeting, producing scanned slide material for our first week long course and launching our new website. The annual meeting has made a modest profit this year. The week-

long course ran at a loss, however due to the significant spend on slide scanning this year we hope to recoup the money back next year when we run the course again. Any member attending a conference and asking for the discounted fee will be cross checked against the member account file to check payment is up to date. All delegates attending a conference are issued with a course receipt. Some delegates require an invoice to make payment for a course, invoices are issued. Some members request an annual letter stating their membership fees have been paid. Letters are being produced. Budget forecasts are prepared for each event to decide what the appropriate conference fees should be. Thank you to those members who have updated their payments however there is a significant number of members who have not updated, it would be helpful if you could amend your standing orders/electronic bank requests. The financial situation is satisfactory. Thank you for the continued support of all council and BAGP members who show enthusiasm and commitment each year. I wish you a happy and prosperous New Year.

Gerry van Schalkwyk
Treasurer, BAGP

BAGP Meetings Secretary's Report



The first meeting of 2018 was held in in April in Birmingham. The day was devoted to talks on diagnostic challenges in gynaecological pathology. The course received good reviews and all attendees agreed that the course was worth the time invested.

The 15th Annual Meeting was held in London at 1 Euston Square on 19th and 20th May 2018. This meeting was held in collaboration with the International Society of Gynaecological Pathologists. A galaxy of speakers provided excellent talks. Dr. Bosse effectively interacted with the audience with in a mass participation exercise on measurement of vulvar carcinoma and Professor Gilks talked about various preneoplastic conditions including

the DEVIL. Drs Park and Stolnicu demystified the recent concepts in diagnosis of cervical adenocarcinomas whilst Professor McCluggage made us feel momentarily knowledgeable about non-epithelial tumours of the lower female genital tract. Drs Singh, Wijesuriya, Faruqi, Mukonoweshuro, Stringfellow and Rowlands provided lectures, sound bites and case based discussions that provided insight into various aspects of gynaecological pathology.

In September, the BAGP held it's first week-long course. All cases used on the course were available as scanned slides. The faculty used a mixture of lectures, case presentations and multiheader sessions. There were a few delays with availability of online material despite which the course was well received.

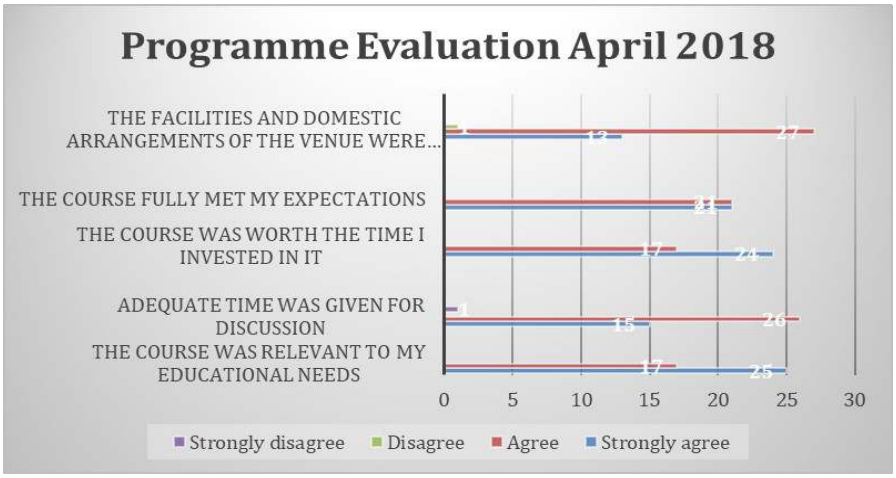

The course calendar for 2019 is detailed on the BAGP website. In March 2019, the BAGP will hold a much sought after course on placental and obstetric pathology. Dr Baljeet Kaur will co-ordinate the course which will be held at Wolfson Lecture, St Mary's Hospital, London. The 16th Annual meeting is a two full day event and is focused on the pathologist as a part of the MDT. September 2019 sees a rerun of the week long course.

We look forward to your participation at the meetings in 2019!!

Raji Ganesan
Meetings Secretary, BAGP

EQA Organiser's Report

In 2018, the National Gynaecological EQA ran two circulations. Both review meetings were held in Birmingham. The educational cases for the autumn round centered on diagnostically challenging endometrial samples and biphasic tumours. The invited speakers were Professor Oluwole Fadare, San Diego, USA and Professor Glenn McCluggage, Belfast, UK.



At the last circulation there were 346 participants. From Circulation X, 2 of 10 scoring cases will be on cervical biopsies and available only as digital slides. Glass slides will not be available for these cases.

The EQA SOP has been updated to reflect the guidance issued in October 2017 by RCPath publication 'Principles and guidance for interpretive external quality assessment schemes in laboratory medicine.' The SOP is available on the EQA website. Statements regarding GDPR and collusion have also been added. From 2019, the June EQA review will be incorporated into the BAGP annual meeting in an attempt to boost attendance. A survey of the EQA membership reported generally high levels of satisfaction with the scheme.

Two new members have joined the organising committee from November 2018 – Dr Varsha Shah and Dr Stuart Brown. Dr Anjali Bhatnagar will join the committee from June 2019. A new scheme organiser will take over from June 2019 as I come to the end of my 5 year tenure.

Raji Ganesan
National Gynaecological EQA Organisr



View From a Council Member

I have been a councillor since June 2016. I was uncertain as to what to expect when I joined but it has been a most interesting and fulfilling experience. The council meets four times a year (twice face to face and twice via teleconference). There is open discussion and debate around how to progress BAGP initiatives, in particular related to education and research, both of which have expanded over the last few years. It has been a great opportunity to work as part of a team to plan the content and running of the BAGP meetings, launch a new website, de

velop a new app for use at meetings, introduce a research bursary and research subcommittee and to plan and participate in the p53 and p16 staining and interpretation UK wide studies. With membership and meeting attendance increasing year on year, (including internationally), it certainly feels as if we have been successful in responding to the requirements of an increasingly broader range of pathologists.

For anyone who has an interest in gynaecological pathology, I would encourage you to join the BAGP. Advantages include access to the members only area of the website which hosts practical resources to facilitate your daily reporting and reduced registration fees for BAGP meetings and conferences. For those who have a passion for gynaecological pathology, joining the council is a great opportunity to work with like-minded individuals to shape and influence progress in this field.

Saimah Arif
Council Member, BAGP

View From a Trainee

The 15th Annual Meeting of the BAGP was a fantastic educational opportunity centred on pathology of the lower genital tract, and one which I was fortunate enough to be able to both attend and present a poster presentation at. The event took place at the Royal College of General Practitioners, and the event schedule was well organised and ran to time, and excellent facilities and lunch were provided.



It was invaluable to be able to attend a meeting featuring such luminary speakers, with appropriate focus on exciting new developments and research, and yet which was also very relevant and applicable to a second-year trainee such as myself. Presentations were detailed yet at the right level of depth for a packed day covering a wide range of topics. Highlights for me included sessions on the use and interpretation and of p16 immunohistochemistry, on vulval and

The use of app-based technology worked well, and it provided an excellent means to assess, for example, inter-observer variability in measuring resection margins amongst delegates due to the palatability of anonymously submitting answers in real-time, as well as to deal with questions from audience members. As an all too frequently baffled registrar, it was refreshing to see that experienced consultants also experience moments of head-scratching and confusion at times in not infrequently encountered reporting situations! On a personal level, it was a great experience to present a poster presentation and field questions from the panel of judges over tea and lunch breaks, which struck the right balance of informality and pressure… The quality of presentations from all delegates was excellent and covered wide ranging topics outside the scope of the theme of the day, and thus was also great general education for trainees and consultants alike. Overall, the day was fantastic value for money, especially at the discounted trainee rate, and I would be keen to attend future meetings.

Dr Vivek Sekhawat

Histopathology Registrar

The Royal London Hospital

Administrator's Report



New website

In November last year the BAGP accepted the proposal for NetEffect Worldwide Ltd to begin constructing a new website. I received training in January and February this year. Before the launch of the site, councillors were involved in sense checking the content and providing additional detail. We successfully launched the new website on Monday 12th March!

Events

November 2017: Joint BAGP/EQA Molecular conference at the Great Hall, Birmingham University. This venue was resplendent with prestige and grandeur at the heart of the Universities historic campus. Three sponsors were secured. This conference was paperless, and all presentations were uploaded onto the website and a link provided to delegates.

April 2018: 'Diagnostic Challenges' conference at the Education Centre at Birmingham Women's Hospital. We were able to collect payments using the new on-line payment system on the website which was a great success for delegates making booking much simpler.



June 2018: 15th BAGP Annual Meeting at the Royal College of General Practitioners, London. The venue has been newly refurbished and Grade II* listed which offered the finest state of the art meeting conference and event facilities within walking distance of St Pancras and Euston station. Working closely with the Royal College of Pathologists Events Administrators, my involvement included securing sponsorship (3 sponsors secured), updating the website with all presentations, posters and information and attending the event for both days. For this event we choose to provide BAGP labelled lanyards and produced a BAGP banner. The banner proved to be a real success at the conference. We had a designated space for delegates to reach out and ask questions regarding the Association.

September 2018: BAGP Week Long Course for Consultants at the Birmingham Cytology Training Centre. We received a lot of interest from trainees who wanted to attend. I have set up a trainee expression of interest list for future courses. There was a lot of preparation before the meeting organising slides to be sent to an external slide scanning centre and checking the content of the material once scanned.

November 2018: Fully administered 'An update for trainee Pathologists' at Staff House, Birmingham University. This venue was at the heart of the university's historic campus only a 2-minute walk from the university train station.

Event App



Naveena, Bruce and I worked with App company producing an App for the annual meeting. We were all involved in the process and divided up the tasks. I was involved with delegate uploads, feedback questions and presentation uploads on the day of the event. We set up regular conference calls to allow the smooth organisation of this App. The App was a real success. The BAGP space at the annual meeting was much needed allowing delegates to receive help in downloading the App and accessing the content.

Members and new members

Regular email communication has taken place over the year for Association updates. New member on-line applications are emailed directly to info@thebagp.org. I collate this information and provide Bruce with a summary of new applications to check. Once a month we email the council to ratify new members. The on-line process has made a significant difference in being able to respond efficiently to new applications and to be able to save the information.

I wish all our members a very Happy New Year!

Please feel free to email at any time with any queries or support on info@thebagp.org

Elsa Taylor

Administrator, BAGP

BAGP Forthcoming Meetings 2019

1st March 2019

Placental and Obstetric Pathology
St Mary's Hospital, London
13th -14th June 2019

16th Annual Meeting

RCGP, London

23rd – 27th September 2019

Week Long Course
Birmingham Cytology Training Centre, Birmingham
September 2019

Trainee 2 Day Course
Birmingham Cytology Training Centre, Birmingham


30 Euston Square






30 Euston Square








Consultant Histopathologist
The Royal London Hospital
Barts Health NHS Trust
30 Euston Square








Cervical Cancer
Human papillomavirus (HPV)
Squamous carcinoma – all (with rare exceptions)
Adenocarcinoma – 85-90%
Different detection methods
Heterogeneous group of tumors
10-15% of cervical adenocarcinomas are NOT HPV-driven






BAGP 2017




SUPPLY
DEMAND
30 Euston Square


30 Euston Square
A.Z. Faruqi
Breaking
NEWS
Immature teratoma