The British Association of Gynaecological Pathologists

BAGP NEWSLETTER

2023

CONTENTS:

President's Report

What have we been up to? BAGP Officers and Councillor Reports

BAGP Research Update Report

EQA Organiser's Report

Long Course Delegate

Poster Prize Winner 2023

A View from the Back Office

Access to ISGyP Educational Website Resources

UPCOMING EVENTS

Friday 15th March 2024 - Virtual
Practical Updates in Endometrial Cancer

Wednesday 12th June 2024
Meet the Experts! Early Career Pathologists & Trainee Meeting
Hybrid Conference, London

Thursday 13th & Friday 14th June 2024
20th Annual 2-day Meeting
Hybrid Conference, London

September 2024 – Date TBC - Virtual
Gynaecological Pathology Long Course

September 2024 – Date TBC - Virtual
BMS Mock Exam

Friday 29th November 2024- Virtual
Gynaecological Pathology Half Day Course

Every month in 2024
Free monthly teaching webinars

https://www.thebagp.org/events/list/

President's Report



Dear Members and Colleagues,

I write this as my first full year as BAGP president draws to a close. The year was marked by the premature passing of Professor Naveena Singh, past BAGP president and president-elect of ISGyP. We all knew her in different ways - as a teacher, mentor, friend, peer or colleague. Even those of you who did not know her personally will have been influenced by her work.



Although I often thanked Naveena for her help – for speaking at meetings, for her advice and encouragement, for providing second opinions on difficult cases - I never thanked her just for being who she was, which was all she ever needed to be.

I know that her passing has prompted some of us to reconnect with former mentors and colleagues to express our appreciation to them. We all express gratitude in different ways, whether through public declarations, private conversations or correspondence, or personal reflection, sometimes

in the form of the increasingly popular gratitude journaling.

On behalf of the BAGP Council and our administrative team, I would like to thank you for inspiring us and helping us develop, grow and improve as a society. This includes all of you who have accepted invitations to speak at our meetings and courses, passing on your knowledge and experience, those of you who have attended one or more of these meetings over the year and all of you who, through your subscriptions, support the work of the BAGP. You can read about the ways in which we are not just continuing but also expanding our activities in the following reports.

I would also like to personally thank all of you who I have crossed paths with, in the past year and throughout my career, not only for your help and support, but also for encouraging me to achieve greater things than I could have alone or didn't even realise I was capable of. To the above list I would also add the BAGP Council members themselves, who give their time so generously, and also my trainees who, with their questions, help me appreciate the limits of my knowledge as well as my patience.

Happy New Year!

Jason Wong, President

Honorary Secretary Update



2023 has been another busy year. There have been a few changes in the council and the constitution has been updated. We have 3 new office bearers, Nirav Gandhi has replaced Gerry van Schalkwyk as Treasurer, Sarah Bell is our new joint Meetings Secretary and Pinias Mukonoweshuro is our new Honorary Secretary. I would like to welcome the new office bearers to the council. With you all on board, the future is bright. The shuffle within the council combined with the addition of the extra councillor seat has resulted in 3 councillor vacancies. These were recently advertised and we have received 6 strong applications which we need to ballot on.

I would like to thank Gerry for his excellent stewardship of the finances over the last 9 years. With his leadership our financial position has gone from strength to strength. I will also be stepping down from the Council in the not too distant future once charity status is resolved.

The BAGP membership continues to grow. Through the work of the council and membership we continue to deliver on our mission of advancing the knowledge and practice of gynaecological pathology, supporting education and research in gynaecological pathology, and improving the accuracy of pathological diagnosis.

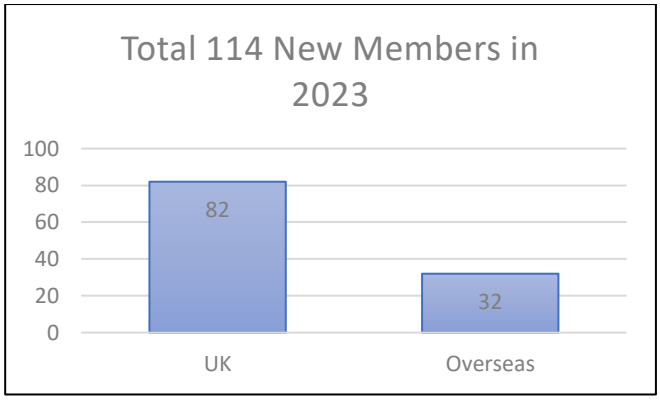

I would like to wish all the members of the BAGP all the best for 2024.

Bruce Tanchel, Honorary Secretary

Money Matters – An Update from the Treasurer



I am delighted to be elected the new treasurer for the BAGP. Firstly, I'd like to give a huge note of thanks to my predecessor, Dr Gerry van Schalkwyk. His efforts over the last 9 years have resulted in a great deal of growth and financial security for the Association.

From a financial perspective, the focus over the next couple of years is '**Sustainability**'. To this

end, the BAGP need to achieve charitable status which will reinforce the financial stability of the organisation and offer a firm platform for future growth. The BAGP will also be looking to recruit full time administrative / project support. The increasing number of activities over the last few years has made it clear that the organisation needs to establish resilience for administration which underpins the delivery of these activities. The BAGP will also be looking to update its website functionality. This will facilitate improved access to information on the site for members as well as automate some of the back-end processes such as membership administration.

These three key goals will require investment. However, the BAGP council are in agreement that the current financial strength allows the organisation to make these investments. The aim is to create a sustainable infrastructure that will support the future expansion of BAGP educational and clinical programmes for the benefit of its members and for the wider public.

Best wishes for the New Year.

Nirav Gandhi, Treasurer

BAGP Meetings Matters





We would like to start this year's meetings secretary report by paying tribute to Professor Naveena Singh. During her presidency, with her forward thinking and insight, she made room for joint meetings secretaries on the BAGP council. This enabled Dr Saimah Arif and myself, followed more recently by Sarah and me, to share this demanding role.

We hosted a special homage webinar entitled 'Lessons learnt from Professor Naveena Singh' to celebrate her colossal contributions to gynaecological pathology in a BAGP way, inviting her close friends and colleagues to share some personal anecdotes and learnings from her most significant publications.





This year we were delighted to be nominated for and win a 'highly commended' RCPath Achievement Awards for our ongoing educational activities including our free webinars.

Our events included:

- **March** –The old and the new - morphology and digital pathology in gynaecological pathology (1-day virtual meeting)
- Annual e-poster competition
- **June** - 19th Annual meeting (2-day hybrid conference)
- **June** - Meet the Experts (half day hybrid meeting)
- **September** - Mock examination workshop (half day virtual course)
- **September** – Week-long course (virtual course)
- **November** – To review or not to review (half day virtual meeting)
- Monthly webinars (virtual)

For our March meeting we combined talks on good old-fashioned morphology with modern digital pathology and artificial intelligence. The meeting was attended by 224 delegates who benefited from talks by national and international speakers.

Our 19th annual meeting was once again a hybrid meeting, hosted at the iconic Royal College of Physicians (RCP) in London. Over 350 delegates joined the annual meeting with over 100 delegates attending the meeting face to face. For delegates who could not attend the meeting in person, the hybrid format gave 249 delegates the opportunity to attend the meeting virtually. Due to the success

of the hybrid format and excellent delegate feedback, we plan to retain the hybrid format for 2024. Our in-person delegates were able to attend the popular tours of the beautiful RCP Medicinal gardens, followed by a drink's reception and pizza party, to a background of live jazz music. It was lovely catching up with friends and colleagues face to face at the meeting.



Our 'Meet the experts' meeting was very well received by in person and virtual delegates. The number of our delegates more than doubled from 84 delegates in 2022 to 171 delegates this year. The face-to-face component of this hybrid event was held at the Regents Park Conference Centre. Excellent case-based teaching was delivered by our faculty, comprising Professor Glenn McCluggage, Professor Marisa Nucci, Professor Raji Ganesan, Professor Joe Rabban, Professor Koen Van de Vijver, Professor Brooke Howitt and Dr Baljeet Kaur.



In the spring we held our annual poster competition which attracted 33 poster submissions from national and international pathologists. The e-posters were exhibited on the BAGP website and displayed during the annual meeting. The best submission received the Hilary Buckley Award which was presented at the annual meeting. The winner was Dr Buist from Royal Victoria Infirmary, Newcastle with the poster titled "Uterine tumour with ACTB::GLI1 fusion. A newly described entity".

By popular demand and due to consistent oversubscription, we expanded our delegate numbers to 52 for the week-long course for the third year running. The virtual format of the course allowed us to engage eminent international and national speakers, who provided scanned slides for delegates to preview prior to the course. On day 3 of the course, we hosted a zoom social event where delegates networked with speakers and organisers.

The free virtual mock exam workshop expanded this year to accommodate 40 delegates. Scanned slides for long and short cases were made available to the delegates prior to the workshop. Exam techniques and tips for all cases were shared by Dr William Boyle and Dr Mahfooz Basha, who helped organise the workshop.

In November, we celebrated the 3-year anniversary of our free monthly webinars which are now an established feature in the BAGP calendar and continue to attract more than 200 UK and international delegates every month.

Our half day virtual autumn meeting 'To review or not to review' highlighted the current issues with the review process and the role of the pathologist in the MDT. The meeting attracted 144 delegates.

As we write, we are finalising our 2024 educational events. Thank you for your continued support this year and we look forward to seeing you at our meetings in 2024!

Sarah Bell & Rupali Arora, Meetings Secretaries



BAGP Research Update (Winner 2022)

We started the year with high hopes for our research project "Immunohistochemical expression of PAX2, PTEN and B-Catenin in hyperplastic endometria treated with LNG-IUS and correlation with response". We had provisionally agreed to collaborate with pathologists from New Zealand and Singapore on this project. Unfortunately, neither was able to acquire ethical approval for sample transportation to the UK. We sought to strive ahead with testing of our own cases only to realise in our department any samples more than 36 months old are stored offsite. The cost of retrieving samples from offsite storage had become prohibitively expensive to £100 a case for blocks and slides - this alone would have put us over budget! We have since regrouped. We have managed to adjust our patient cohort to those diagnosed in the last 3 years thus reducing the need for specimen retrieval. We have now block checked our new samples and researched departments in our area to ensure we have identified the most cost-effective way of performing immunohistochemical testing on these. We hope to start testing our specimens in the New Year and are also exploring the possibility of collaborating with an institution overseas (where cases of endometrial hyperplasia are reflexively immunohistochemically tested and digitally available) as a way of increasing our specimen sample size for minimal cost. So far, this research project has increased my knowledge of budget management, encouraged me to think laterally when roadblocks occur and highlighted the benefits of digital pathology for collaborative working on research internationally.

Lucy Grant, Birmingham

EQA Organiser's Report



The National Gynaecological EQA scheme ran two circulations in 2023, with 448 UK consultants taking part in the last round. The scheme now hosts 495 UK consultants, 81 trainees and 27 overseas members. The June review meeting (hybrid) was held in conjunction with the BAGP annual meeting in London, which boosted attendance. 349 colleagues attended the 1- day November review meeting online and were completely awe-struck by Prof. Glenn McCluggage's talk on "What it was sent as and what I ended up calling it!".

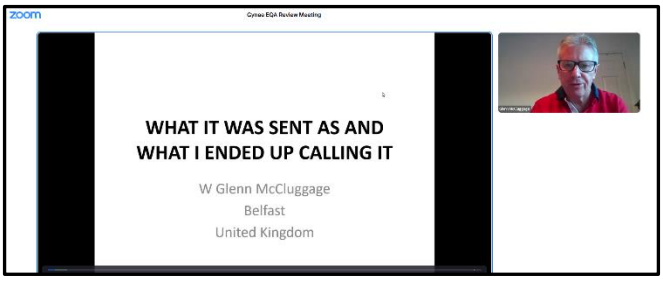

An enchanting collection of 6 rare and mysterious cases that were profoundly educational for all. In addition, our young trainees presented 6 difficult cases and their efforts and educational content were greatly appreciated. Well done to our talented trainee doctors and their marvellous supervisors for delivering excellent presentations. Recordings of this educational material have been circulated to all the EQA members.

A few updates planned for 2024 include complete digitalisation of Gynae EQA scheme from the next circulation and hosting of cases on 3 servers for next circulation (Leeds, Oxford and Pathology Portal). The scoring of cases will now involve voting on all cases by the membership (all UK consultants). Gynae EQA scheme will be hosting cases on Pathology Portal (RCPath initiative) to contribute and help deliver education and use of resources by our trainees.

Save the dates for 2024:

14th June: review meeting (hybrid) in conjunction with the BAGP annual meeting in London

29th November: Guest speaker Dr. Carlos Parra-Herran. Grey Areas in Gynaecological Pathology (Uterine and Ovarian): Virtual Meeting.

Baljeet Kaur, EQA Organiser

Long Course Delegate



Ever since its inception in September 2018, the long course has been a popular and perpetually over-subscribed staple of the BAGP events calendar. It started life as an in-person event limited to twenty-four delegates sitting around a multi-header. It has since survived the pandemic and mutated into a virtual course hosting twice as many delegates from all over the world. The course is primarily aimed at consultants seeking an update or planning to adopt the subspecialty. That said, having had the privilege of attending this year, I can attest to how valuable an experience it is for senior trainees as well.

The programme featured a well-balanced combination of lectures, slide seminars and Q&A sessions. It covered neoplastic and non-neoplastic conditions, rare and commonplace entities, and all the weird and wonderful pathology across every organ of the gynaecological tract. Rather than naming all the topics here, I invite you to pick up your favourite textbook and thumb through the index. All I can say is the course kept to time remarkably well given how richly the schedule was loaded!

Amongst the speakers were many familiar faces of esteemed experts, both national and international, every one of them "needing no introduction". They were unparalleled in their knowledge and experience, and impressive in the clarity and comprehensibility with which they delivered their lectures. Complicated topics were made straightforward, frightening mimics were addressed, and pitfalls were illuminated.

Delegates had the opportunity to access the scanned slides in advance of the slide seminars, allowing for a greater level of engagement and interaction, and giving us a chance to consider what burning questions to put forward. Although we couldn't all be under the same roof, the course did offer a chance to partake in some stimulating conversation during the social event after the Wednesday lectures. Delegates and speakers met to discuss their unasked questions, chat, and share anecdotes over the last coffee of the day.

Closing my laptop at the end of the final day, I felt practically lightheaded with all I had learned in such a short amount of time. My heartfelt thanks go out to the organisers and lecturers for their time, dedication, and infectious enthusiasm. I highly recommend this course to gynaecological consultants and also encourage my fellow trainees to join, especially those reaching the end of their training. I can think of no better crash course to prepare them for embarking on their journey as consultant histopathologists. I look forward to attending again alongside you all in the future.

Nataliya Piletska, ST6 Histopathologist,
Maidstone and Tunbridge Wells NHS Trust

Congratulations!
Poster Prize Winner 2023



It's a great time for gynae pathology with so many advances, highlighting the importance of academia and collaborative working in cancer care. There were so many great posters in this year's competition, so it was completely unexpected to receive the 2023 Hilary Buckley Award for our poster! The poster details a case of a uterine tumour with ACTB:GLI1 fusion. This case was of particular interest to us as the tumour showed morphological features mimicking a low grade endometrial stromal sarcoma, but with a non-typical immunoprofile. GLI1 gene alterations have been very rarely documented in genito-urinary tract neoplasms, but the fusion is newly described in this uterine tumour, in which the RNA fusion panel and whole genome sequencing have clinched the diagnosis. Although the prognosis here is uncertain, these investigations are vital in helping us to learn about previously undiscovered entities. It's great to be part of a community of enthusiastic specialists who can share such cases.

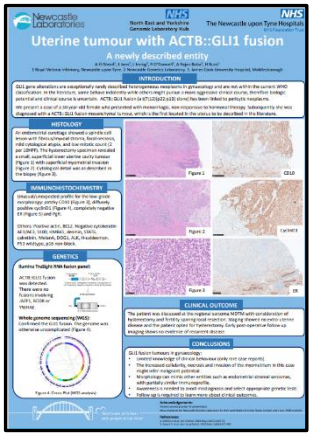

I am very privileged to work in the superb specialist gynae and sarcoma teams at the Newcastle upon Tyne Hospitals NHS Foundation Trust, in addition to working with fabulous colleagues at the NEY GLH - their valuable contribution allows us to recognise such rare but increasingly identified genetic abnormalities, ensuring each day is fascinating and rewarding.

Thank you so much to the BAGP, the competition judges and everyone who submitted posters making this such an interesting and educational event.

Holly Buist, Royal Victoria Infirmary, Newcastle upon Tyne

A View from the Back Office

As we bid farewell to 2023, we honour the passing of our esteemed past president. Her legacy continues to inspire us.

The BAGP Administration Team is delighted to share some key highlights and updates from the past months. Your commitment and engagement have made these achievements possible, and we're excited about the opportunities that lie ahead.

We successfully hosted 12 virtual free webinars, providing valuable insights and fostering knowledge exchange within our gynae pathology community. We have supported 4 virtual conferences and 2 hybrid conferences, bringing together experts and enthusiasts from our pathology family. To enhance our event listings the admin team have arranged and supported multiple rehearsals with speakers to ensure a seamless flow and quality of our events.

We look forward to January 2024 as we unveil a refreshed cervical e-learning platform to support your professional development.

A warm welcome to our new members! To our existing members, thank you for your continued support.

We are exploring website development opportunities to automate administrative functions, ensuring a smoother experience for all members and our back-office functions.

We are excited to move into 2024, we have a full calendar of educational activities, and we will build on our accomplishments and collectively contribute to the growth of BAGP.

Wishing you all a very Happy New Year!



Elsa and Louise, Administrators

Access to ISGyP Educational Website Resources

All BAGP members have been granted access to the ISGyP educational website www.isgyp.ca as part of an agreed memorandum of understanding between both societies.

Please complete the below steps to create your account. For any issues, please email info@thebagp.org

