The British Association of Gynaecological Pathologists

BAGP NEWSLETTER

2022

CONTENTS:

A bird's eye view – President's report

What have we been up to? BAGP Officers and Councillor reports

BAGP Research and Development Group Report

A view from our councillor

Long Course Delegate

Poster prize winner 2022

Participating in monthly BAGP trainee webinar session

BAGP Research Update – A report from the winner!

A view from the back office

Access to ISGyP educational website resources

UPCOMING EVENTS

Friday 24th March 2023 - Virtual
The old and the new – morphology and digital pathology in gynaecological pathology

Wednesday 7th June 2023
Meet the Experts! Trainee Meeting
Hybrid Conference, London

Thursday 8th & Friday 9th June 2023
18th Annual 2-day Meeting
Hybrid Conference, London

September 2023 – 18th to 22nd September 2023
Gynaecological Pathology Long Course

Every month in 2023
Free monthly teaching webinars

https://www.thebagp.org/events/list/

Key Dates

Research Award Applications: Closing date 4th May

E-Poster Applications: Closing date for abstract submissions 31st March

A bird's eye view – President's report



Dear Members and Colleagues,

Welcome to the 2022 BAGP annual newsletter.

A most tumultuous year, which began with the Russian invasion of Ukraine and is ending with a wave of industrial action across the UK, is drawing to a close. I visited Ukraine regularly during the 1990s after the fall of the Soviet Union and found the people amongst the most friendly and welcoming of any country I have ever visited, whilst fiercely proud of their new-found independence. The year also saw the death of Queen Elizabeth, who had touched the hearts of many both at home and abroad.

Against this backdrop, it was an honour to take over the presidency from Raji Ganesan, who has guided the BAGP through the COVID pandemic and left it stronger than ever. Next year I will have plenty of my own experiences and anecdotes to share, but for now you can get a feel for the breadth and depth of the activities of the BAGP from the many articles that follow. You will read how the BAGP has continued to expand - it is particularly gratifying to see the growth in our trainee,

advanced practitioner and overseas members, which testifies to the quality and success of our trainee teaching programme and virtual meetings, and reflects the dedication of our meetings secretaries, Rupali Arora and Saimah Arif. I would like to thank all of you who have contributed to our meetings - if you haven't yet taught on one of our courses, I hope the reflections below from both the speakers' and delegates' points of view will inspire you to volunteer. The increased membership and meeting attendance have strengthened our financial position, enabling us to freeze our membership and course fees whilst allowing us to reinvest more in furthering the aims of the society. We are currently exploring how we can offer bursaries or reduced registration fees to members from low- and middle-income countries. Many thanks to our outgoing treasurer, Gerry van Schalkwyk, for being a steady hand for nearly a decade.

The backbone of the BAGP is the Council (see Bruce Tanchel's honorary secretary's report), but nothing would run as smoothly as it does without the support of our administrators, Elsa Taylor and Louise Dence, who provide a rare insight into some of the amazing work that they do behind the scenes. This newsletter also brings you research and trainee updates, and reports from some of our award winners.

Finally, another one of Raji's legacies is the Memorandum of Understanding between the BAGP and ISGyP (the International Society of Gynecological Pathologists) which grants BAGP members reciprocal access to the ISGyP educational website, including ISGyP LiVE recordings. Details of how to access this are included.

Let's hope for a more peaceful 2023!

Honorary Secretary Update



I would like to thank the Council for their hard work in 2022. It has been another excellent year for the BAGP. What we have achieved would not be possible without the dedication, hard work and expertise of the Council and its members.

As usual, there have been many changes within the Council. With sadness, we have seen Raji stepdown from her role as President and leave the Council after many years of dedicated service in various roles. Thank you Raji, it has been a pleasure and honour to work with you.

Thank you, Lucy Grant, for all your input into the Council as our Trainee representative. A new trainee representative will be in post not-too-distant future.

Jason Wong, Baljeet Kaur and Duaa Abu-Sinn have also left the Council with this year. Thank you for your input into the Council, especially Duaa for her expertise in improving the website. Welcome back to the Council as our new President Jason. I am sure we are in safe hands

Welcome to Koen van der Vijver, Sarah Bell, Nirav Gandhi and Jonathan Crook who have all joined the council as counsellors this year. Welcome Louise who is helping a much-relieved Elsa with administration of the BAGP and supporting the Council activities. I look forward to working with you all.









Rupali Arora and Saimah Arif have started the second term as dual Meeting Secretaries. Thank you for the excellent both you have done, and we will continue to do for the BAGP.

We are still looking for a new Treasurer but thankfully Gerry van Schalkwyk has agreed to stay on until a successor has been appointed. Gerry has done an amazing job over the years looking after our resources as if they were his own. Thank you,

Gerry. The search for a new Treasurer will continue in 2023.

We have seen a slow but steady increase in membership of the year, which is a rewarding, objective sign that the Council of steering the BAGP in the right direction into you and exciting waters.

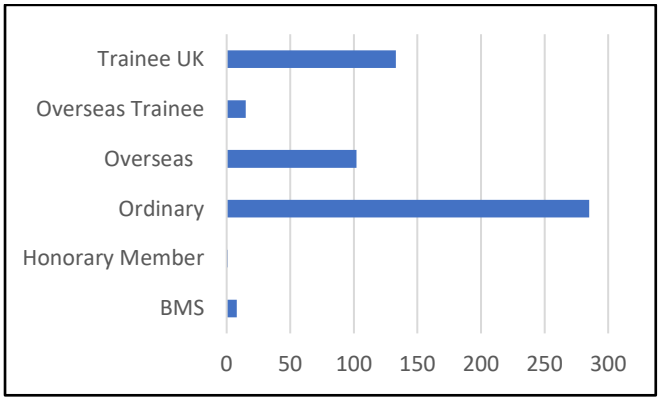

I would like to wish all the members of the BAGP all the best for 2023. I hope it is a good one.

Bruce Tanchel, Honorary Secretary

Money matters – an update from the Treasurer



I am pleased to share that the BAGP has had an excellent year delivering free webinars to our members and non-members including a second successful AP mock exam workshop. It is with great excitement we returned to face-to-face meetings, and we had our Annual Meeting in London with an option for delegates to dial in virtually.

As Treasurer, I am pleased to report that our finances are in good condition. We have invested in further website developments, scanning of slides, research awards, providing high class conferencing venues and virtual meeting opportunities. I can confirm that the membership subscriptions will not increase for 2023 and our annual meeting registrant fee for 2023 will be set the same as this year.

We have applied for Charitable status this year and the process is nearly complete. A formal announcement will be made in the new year.

I will be stepping down early next year from my role as Treasurer. I have been in this post for just over 9 years. Although it comes with sadness, I am also excited to hand over the reins to the next Treasurer who will take on the role and develop the BAGP further and offer continued concrete financial support. We are currently seeking a new Treasurer.

The BAGP has grown at a significant rate over the past couple of years and I am encouraged that our mission to promote health of women, advance knowledge and practice of gynaecological pathology, improve accuracy of diagnosis, educate and develop our healthcare communities is being met at a high level. I feel proud to have contributed to this in my role as Treasurer over the past 9 years.

Gerry van Schalkwyk, Treasurer

BAGP Meetings Matters





The BAGP 2022 meetings calendar has been very busy with continued record delegate attendance.

Amongst the many firsts this year, we had our first hybrid annual meeting, our first hybrid meeting for trainees and completely digitalised advanced practitioner (AP) mock examination course.

Our events included:

- **March** – Beyond morphology - an immunohistochemical and molecular approach to gynaecological malignancies. (1-day virtual meeting)
- **June** - 18th Annual meeting (2-day hybrid conference)

- **June** - Trainee meeting (half day hybrid meeting)
- **September** - AP Mock examination course (half day virtual course)
- **October** – Week-long course (virtual course)
- **November** - Navigating Pitfalls in Gynaecological Pathology (1-day virtual meeting)
- Monthly webinars (virtual)

We had an excellent inauguration to our March meeting by a keynote speech by Professor Glenn McCluggage. The meeting was attended by 215 delegates who benefited from talks by national and international speakers.

Our 18th annual meeting was a hybrid meeting - hosted at the iconic Royal College of Physicians (RCP) in London. Over 100 delegates attended the meeting face to face. Our in-person delegates were able to attend organised tours of the beautiful RCP Medicinal gardens, followed by a drink's reception and pizza party, to a background of live jazz music. It was lovely catching up with friends and colleagues face to face at the meeting after almost 3 years.





For delegates who could not attend the meeting in person, the hybrid format gave 239 delegates the opportunity to attend the meeting virtually. Due to the success of the hybrid format and excellent delegate feedback, we plan to retain the hybrid format for our 2023 annual meeting.

In the summer we held our annual poster competition which attracted 36 poster submissions. The e-posters were exhibited on the BAGP website and also displayed during the annual meeting. The best submission received the Hilary Buckley Award. The winner was Dr Katie Hawkins from Cambridge University Hospitals with her poster titled "Reporting Products of Conception: Trophoblastic Disease".

Our first ever trainee meeting was very well received by in person and virtual delegates (attended by 84). The face-to-face component of this hybrid event was held at the Royal College of Physicians. Excellent case-based teaching was delivered by our faculty, comprising Professor Glenn McCluggage, Professor Naveena Singh, Professor Joe Rabban, Dr Carlos Para Harran and Dr Baljeet Kaur.

By popular demand and consistent oversubscription, we expanded our delegate numbers to 50 for the week-long course for the second year running. The virtual format of the course allowed us to engage eminent international and national speakers who provided their scanned images for delegates to preview prior to the course. On day 3 of the course, we hosted a zoom social event where delegates networked with speakers and organisers.

In November, we celebrated the 2-year anniversary of our free monthly webinars which are now an established feature in the BAGP calendar and continue to attract more than 200 UK and international delegates every month.

Our half day virtual autumn meeting 'Navigating Pitfalls in Gynaecological Pathology' highlighted pitfalls in a range of topics from macroscopic examination to immunohistochemistry and report writing. The meeting attracted 210 delegates.

As we write, we are finalising our 2023 educational events. Thank you for your continued support this year and we look forward to seeing you at our meetings in 2023!



Saimah Arif & Rupali Arora, Meeting Secretaries

BAGP Research and Development Group Report

The BAGP R&D group was created in 2019 to generate projects that advance diagnostic accuracy in gynaecological pathology. While the group were still considering potential projects for approval by the BAGP council, a large international individual patient data collection project on cervical adenocarcinomas led by the International Society of Gynecological Pathologists (ISGyP) President, Dr Esther Oliva, appeared to be worthy of our participation as a Society. The effort from 12 UK centres, responding to a call from the BAGP contributed over 10% of the total number of cases submitted for the analysis in which 72 centres from 23 countries participated. After considerable delays, largely owing to the pandemic, the first analysis of the ISGyP project, focusing on HPV-associated cervical adenocarcinomas will be ready for publication imminently, to be followed by a second report on HPV-independent carcinomas. In addition, the UK data are being analysed separately to identify issues specific to national practice.

The BAGP-supported project ELECTRA (**E**xpanding the **L**aboratory diagnosis of **E**ndometrial **C**arcinoma: **T**argeted (Next generation Sequencing) Testing Based on **R**isk **A**ssessment), also following pandemic-related delays at many steps, is on course to launch in the coming weeks, with a few centres ready to recruit participants, and others awaiting local approval. This project aims to assess the optimal testing strategy for incorporating the Cancer Genome Atlas (TCGA)-based molecular classification into endometrial carcinoma diagnosis. The background work that went into setting up this project provided data and impetus for a successful joint BAGP-BGCS application for including POLE testing in the National Genomics Directory in April 2022 in selected cases and development of a testing algorithm (accessible via our website www.thebagp.org). Despite this success, the project remains relevant in providing prospective validation of the testing strategy, assessing the extent to which POLE results influence therapeutic decision-making and, most importantly, in development of a well-annotated patient cohort with tumour banking as a shared resource for future research by collaborators and BAGP members. For further details please do not hesitate to reach out to us via the BAGP administrative team: info@thebagp.org.

Beyond TCGA, the eyes of researchers are on ways to refine the largest and most diverse molecular subgroup of MMR-proficient, and TP53- and POLE-wild-type endometrial carcinomas, that are included under the umbrella term, No Specific Molecular Profile (NSMP EC). It is increasingly becoming recognised that this heterogeneous group includes a majority of ER-positive low-grade endometrioid carcinomas that show outstandingly good clinical outcomes, akin to those of POLE-mutated tumours. In contrast the minority of non-endometrioid, high-grade and ER-negative EC's have markedly poor clinical outcomes, similar to those of p53-abnormal EC. We are currently applying for funding for a combined retrospective and prospective analysis of ER status in NSMP EC and seek your interest in participation through a brief survey that can be accessed via the following link:

https://docs.google.com/forms/d/e/1FAIpQLScq7mNsy6qr-HiiCnAsag7_N9hRyyEm6t6xRTesob-j0oR77A/viewform?usp=sf_link

We thank you in advance for your interest!

The BAGP continues to support the banking of tumour tissue blocks collected as part of the RANGO project (**RA**re **N**eoplasms of **G**ynaecological **O**rigin) led by Dr Marcia Hall, the Hillingdon Hospitals NHS Foundation Trust.

Finally, it is with the greatest pride that we announce the 2022 BAGP award winners:

BAGP Annual Research Award Winner 2022: Immunohistochemical expression of PAX2, PTEN and B-Catenin in hyperplastic endometria

treated with LNG-IUS and correlation with response. Dr L Grant, University Hospitals NHS Trust, Birmingham

Hilary Buckley Award Winner for the Best Poster Presented at the BAGP Annual Meeting 2022: Reporting Products of Conception: Trophoblastic Disease. Dr K Hawkins, Cambridge University Hospitals.

Prof Naveena Singh, Vancouver

A view from our councillor



I am a consultant gyn pathologist in Glasgow and I recently joined the council in June after a very successful annual meeting in London. It was fantastic to be able to meet in person again and engage with other pathologists from across the UK and beyond. It was also an opportunity to thank Dr Raji Ganesan for her hard work and dedication and welcome our incoming president Dr Jason Wong. The strength of the council is that it draws on diversity and collaboration across the UK and beyond.

The last few years have brought significant challenges and difficulties for all of us, but I think the move to online platforms for learning have brought many benefits such as inclusivity, sustainability and international engagement and this is evidenced by our excellent programme of online webinars and courses. My aim for this role over the next few years are to encourage wider representation in the UK, providing a point of contact for any pathologists and trainees in Scotland and beyond. I also have an interest in digital pathology and A.I and along with Jason and the council hope to increase the digital footprint of BAGP, 'future proofing' the society for the digital era in healthcare.

The council have been so welcoming, and our meetings and activities certainly provide me with a new challenge to break up the day-to-day pressures of my clinical job. I have recently started a quality improvement fellowship in Scotland and the phrase "Do things better and do better things" always sticks in my mind. The council is focused on delivering educational opportunities so that we can ultimately do things better for our patients with gynaecological conditions and I am delighted to play a small part in that over the next few years. I would encourage anyone considering applying for a council position to do so.

Dr Sarah Bell, Glasgow

Trainee Representative Update



Another year has flown by, and it seems like only yesterday I was writing my reflection on 2021 and how the BAGP had risen to the challenges of promoting gynaecological pathology whilst navigating COVID and rolling lockdowns. Now webinars, zoom calls, hybrid/virtual meetings and social media collaborations seem firmly cemented as our "new normal"!

Not to be outdone by 2021, 2022 bought with it unexpected global changes (!) and just as we had started feeling familiar with "living with COVID", war broke out with Russia, petrol prices skyrocketed and cost of living soared. The BAGP remained constant however, continuing to provide numerous, high-quality meetings with expert faculty and delegates from across the world. The Immunohistochemical and Molecular approach to Gynaepathology early in the year really highlighted how advanced molecular testing is quickly becoming our day-to-day standard of care. This was followed up by a brilliant update on POLE testing and an inaugural personalised medicine symposium hosted in collaboration with the BAUP. The new and improved website now makes keeping up to date with these opportunities and quick identification of helpful resources easy.

The trainee webinars have continued to grow from strength to strength, with an all-time high of 306 attendees in July, the 2-year anniversary in November was also a special event. I remain incredibly impressed and grateful or all the hard work that goes in to running these. The inaugural Trainees Meet the Experts held in June in conjunction with the BAGP Annual Meeting, was a well-attended hybrid event that allowed trainees to

put their questions directly to the experts. My personal highlights included discussing two unusual sarcoma cases with Professor Joe Rabban and discussing the logistics of transatlantic training, reporting and life in Canada with Professor Naveena Singh over pizza and ice cream in the RCP medicinal college at the Annual Meeting Social.

As I look forward to becoming a consultant, this will be my last update as trainee representative. I would like to say thank you. It has been a privilege and an honour seeing the membership grow, representing you and working with the council, particularly Raji as the exiting-president and now welcoming Jason as president-elect. I would like to wish all BAGP members well for 2023. The year boasts exciting opportunities for trainees including more webinars, presenting and research possibilities, shared ISGYP resources and a second Meet the Experts at the 19th Annual Meeting. Please do watch this space.

Lucy Grant, Birmingham

Long Course Delegate



I have been delighted to have the opportunity to attend the BAGP weeklong gynaepathology educational course. This course is of a great educational value and excellent learning opportunity for pathologists who are interested in gynecologic pathology. It occurred all over 5 days and covering all aspects in gynecologic pathology including both neoplastic and non-neoplastic conditions through highly informative wonderful lectures given by experts in the field of gynecologic pathology. The lectures are followed by slide seminars using virtual scanned slides of wide variety of interesting cases. This enforces learning in interactive practical way. The scanned slides were very helpful and easy to access and were available for a period of time before and after the course to view. The organization of the course and the questions and answers options was very efficient.

The virtual format is also of a great value as it allows gynecologic pathologists all-over the globe across boundaries to join and get in depth with gynecologic pathology and interact with each other and with the speakers. I highly recommend this course for anyone interested in gynecologic pathology.

BAGP do incredible work in advancing the knowledge and practice of gynaecological pathology through their fruitful events, monthly virtual webinars and e-learning modules. BAGP website provides a remarkable resource of guidelines and updates, covering all areas of gynaecological pathology. Thanks for the BAGP team for their efforts and waiting for more and more of these wonderful learning opportunities

Amany Hassan, Consultant and Lecturer of Pathology, Mansoura University, Egypt.

Congratulations! Poster Prize Winner 2022



As a first-year trainee in histopathology it was a massive honour (and shock!) to receive the Hilary Buckley Award at the 18th Annual Meeting. My poster reflected on how Cambridge University Hospitals' specialist gynaecological pathology service diagnosed and referred suspected trophoblastic disease. Partial molar pregnancies are a notoriously difficult specimen to diagnose, and as enrolment into centralised programs has such a big impact on patient outcome, our team's reflection was that it was beneficial to our patients to accept a lower than typical concordance with Charing Cross Gestational Trophoblast Disease Service in order to improve the diagnostic sensitivity. I have been very lucky to work with such a friendly and insightful team at Cambridge and working on this poster for the BAGP really helped me appreciate the level of critical thinking behind their decision-making processes, in addition to learning about trophoblastic diseases.

The BAGP have been an amazing association to be a part of as a trainee. The free monthly webinars have been a massive boon and it's been wonderful

to hear from so many experts without having to travel. I attended the “meet the experts” hybrid teaching in person and was impressed with how well the needs of the delegates both face-to-face and remotely were catered for. I can’t imagine how much of a logistics challenge that this must have been!

Last year’s Hilary Buckley Award winner was a senior trainee with a subspecialist interest in gynaecology, this year it was a first year starting their journey in general and gynaecological pathology. This really shows how the BAGP supports training along every step of the journey and that it’s never too early to get involved.

Participating in monthly BAGP trainee webinar session



"I have an amazing opportunity for you!" were the words that greeted me one morning as I arrived at work spoken by the indomitable Dr Rupali Arora. Suddenly, I knew my life was to get even busier in some way.

The opportunity in mind was to participate in teaching in the monthly trainee webinars on a topic that I deemed relevant. It takes a brave soul to say no to Rupali and having not yet had my coffee that morning I agreed to help. Looking back on it, I am glad I did take up this opportunity to speak (virtually) to so many people. I chose the topic of frozen section diagnosis as I had only been at my new job at the tertiary referral centre for less than a year and was still coming to terms with having to deal with these, having not had experience since being a trainee myself and needing to be up to speed for the Part 2 exam. I thought I would perhaps be able to share my experiences of re-learning how to do these and the approach taken to help those who may be preparing to take these on or needing exam preparation as it is difficult to find this in the books. It took a fair while to trawl though my cases that I had been involved with and find cases with macro pictures and a range of useful diagnoses. I prepared my cases as well as a mini history of frozen section technology development which was enjoyable to research. Elsa Taylor was incredible with the polls to give it real time relevance and I sat nervously waiting for the session to kick off. The apprehension built as I saw more and more people join the session although once I started, it actually became an enjoyable teaching session. Virtual presentations are not the same as face to face due to the lack of direct communication, but it does mean that more people get to benefit from the learning and the chat function is well employed to try and smooth through some queries. I was glad to have done it and the feedback seemed to suggest that it had been useful for the attendees. The BAGP has been tirelessly increasing its educational resources especially the teaching for trainees over the last couple of years and I felt lucky and proud to have participated. Looking back on it now, I would encourage anyone to consider participating in these sessions.... just make sure you have had a coffee first before speaking to someone who tells you about "an amazing opportunity"!

Dr Tanya Alan, UCLH, London

BAGP Research Update – A report from the winner!



The British Association of Gynaecological Pathologists

Certificate

BAGP Research Award 2022

Awarded to

Drs L Grant, A T Williams, T J Clark, J K Gupta, R Ganesan

Project title: Immunohistochemical expression of PAX2, PTEN and B-Catenin in hyperplastic endometria treated with LNG-IUS and correlation with response

Dr Raji Ganesan – President, BAGP

Prof Naveena Singh - Chair, BAGP Research Subgroup

09/06/2022

I was delighted to be awarded the BAGP research project grant 2022 for study of the “Immunohistochemical expression of PAX2, PTEN and B-Catenin in hyperplastic endometria treated with LNG-IUS and correlation with response”. We decided to undertake this project due to the significant clinical need there is to identify patients who can be managed medically with hyperplasia versus those who need surgical intervention. There are few guidelines on reporting of hyperplastic endometria that have been treated

with progesterone. Several immunohistochemical markers have emerged but currently there are no established guidelines for the interpretation of these markers and their clinical correlates.

We aim to audit the performance of three of the most validated immunohistochemical markers used in the diagnosis of hyperplasia (PAX8, PTEN and B-catenin) and correlate the findings with morphology, clinical and menopausal status, and the treatment outcomes of these patients. An exciting development has been two pathologists: Dr Carina Miles from New Zealand and Dr Yen Yeo Ching from Singapore, have agreed to collaborate with us on this project. They have proposed expanding our panel to include p53 and MMR status (already routinely tested in all endometrial cancer specimens) and also looking at identifying clinically significant residual or persistent hyperplasia in follow up biopsies. This collaboration will expand our proposed cohort and provide samples from women of different epidemiological backgrounds. We look forward to beginning our research in early 2023.

Lucy Grant, Birmingham

A view from the back office

Did you know? The BAGP administrators together have over 39 years' experience working in Pathology and through this we have gained the knowledge to be able to support our members and clinical colleagues.

In the last year we have supported 22 events (virtual and face to face). The office supports the administration of 4 council meetings per year including subgroup meetings and speaker rehearsals for courses/conferences. We process membership applications and prepare the details for council ratification monthly. We handle multiple email inboxes, respond appropriately, and coordinate the updates required on the website. This is a small insight into the work that is going on in the background that contributes to the BAGP mission "to promote health of women".

Our highlight this year was attending the Annual Meeting at the Royal College of Physicians and it was refreshing to put faces to names who we connect with regularly either via email or on Zoom.

We look forward to another successful year with the BAGP and meeting more of our members in person at the 19th Annual Meeting in June 2023.

Best wishes for the new year.

Elsa and Louise



Access to ISGyP educational website resources

All BAGP members have been granted access to the ISGyP educational website www.isgyp.ca as part of an agreed memorandum of understanding between both societies.

Please complete the below steps to create your account. For any issues, please email info@thebagp.org

