The British Association of Gynaecological Pathologists

BAGP NEWSLETTER 2019

President's Report



2019 has been an exciting and productive year for the BAGP. Personally, the elation of being elected as President was quickly overtaken by trepidation at following in the footsteps of past Presidents who nominated me. The biggest strength of the BAGP is the cohesive, committed and clear-thinking team of Council members: Dr. van Schalkwyk who continues as Treasurer for a third term and holds our finances in good hands, Dr. Tanchel steering us through changes that will update the constitution, Dr. Arif and Dr. Arora taking us enthusiastically through meetings, courses and educational initiatives with wise input from Dr. Wong, Dr. Mukoneshwuro and Dr. Kaur. And last, but not the least, we have the wonderful Elsa Taylor keeping us focused on the matters at hand. I look forward to the privilege of working with this team and taking the association forward in its mission.

The British Association of Gynaecological Pathologists

OUR MISSION:

PROMOTE HEALTH OF WOMEN

ADVANCE KNOWLEDGE AND PRACTICE

IMPROVE ACCURACY OF DIAGNOSIS

RESEARCH AND DEVELOPMENT

EDUCATION AND TRAINING

Educational events have been at the heart of BAGP activities. In 2019, we ran the first ever course on placental and obstetric pathology which was so successful that we are repeating it in March 2020. The 2019 annual meeting with 'The Pathologist as Part of the MDT' as the theme had 233 delegates. The research prize of £1500 was awarded to Rory Hammond, who tells us his research journey in this newsletter. Best poster prizes were awarded to Dr Will Boyle and Dr Juliet Raine. The week-long course 2019 was oversubscribed with feedback received indicating its national and international popularity: it will form a permanent fixture on the BAGP educational events calendar.



In 2019, BAGP went to Singapore!! In collaboration with KK Womens and Children's Hospital SingHealth and SingHeath DukeNUS, the BAGP produced a two-day course that attracted 171 delegates from over 10 countries. Despite the long flight and jet lag, the speakers got excellent feedback. Delegates expressed great interest in BAGP as a society and as a direct outcome we have had new members from Malaysia and Singapore.

In 2019 the BAGP worked collaboratively with the British Gynaecological Cancer Society (BGCS) and produced guidance documents on sentinel node protocol and FIGO staging of cervical carcinomas. Both documents are available at https://www.thebagp.org/resources/.

We are indebted to Professor Naveena Singh's impressive legacy. Amongst her many achievements is the formation of a BAGP research

group that she continues to chair. This is one of the initiatives that allows the BAGP to stay true to its mission to promote health of women by the study of pathology of gynaecological diseases.



In 2020, we look forward to collaboration with the International Society of Gynaecological Pathology and your attendance at the annual meeting that focuses on biopsy pathology. The BAGP will be updating the RCPath tissue pathway and hosting a cervical e-learning module that will complement the NHSCSP Histopathology reporting handbook. We will be working with the BGCS in funding consensus pathways.



We have decided to provide 10 free places at the annual meeting 2020 for the 10 best trainee posters in support of our mission statement to advance the knowledge and practice of gynaecological pathology. We intend to have an information portal which allows members to get information on where specialist immunohistochemistry and molecular pathology services can be accessed.

I look forward, as always, to your presence at our meetings and your comments and feedback. This will enable us to continue to develop our society in line with what the members desire. Wishing you a successful year!

Raji Ganesan
BAGP President

Honorary Secretary Report

2019 has seen some changes within the Council. Naveena Singh's excellent term as President has come to an end. Naveena's contribution to the BAGP during her Presidency has been phenomenal. Under her guidance our membership has steadily grown, we have produced key documents in immunohistochemistry interpretation, instituted a research bursary, modernised our logo and continued to contribute to gynaecological pathology education around the world. Thank you Naveena, you are awesome.

Naveena has handed the reins over to of our new President Dr Raji Ganesan, who I am sure will have a similar impact during her term as President. We also said goodbye to 3 councillors, John Smith, Saimah Arif and Ye-Lin Hock. Thank you for the knowledge, wisdom and commitment you have brought to the Council.

Welcome to the 3 new councillors, Jason Wong, Baljeet Kaur and Rupali Aurora. Saimah Arif has re-joined the council, taking up the Office of Meetings Secretary.



Our membership continues to grow at a steady pace. It is also pleasing to see an increase in numbers of members joining from outside the UK. For the coming year my focus will be on continuing to work with the council, updating the BAGP constitution and initiating the process for finding an Honorary Secretary as my term of office expires in June 2020.

Wishing you all the best for a prosperous 2020.

Bruce Tanchel
Honorary Secretary

Message from the Treasurer



The BAGP is in good financial health. Total assets at the end of the 18-19 financial year is £108.913.00. Total funds increased by £10,831.00 since the previous year. The financial success this year is in large due to the growth in our membership especially overseas members, sponsorship at our educational events and utilising lower priced venue options to host our 1-day educational events. This has allowed the BAGP to invest in developing our own App for meetings and

conferences, provide bursaries for research and education and develop e-learning resources for our members and colleagues hosted on our website. BAGP have secured the Royal College of General Practitioners venue for 2020 and 2021 to host our annual 2-day meeting in June and negotiated suitable rates to enable us to keep the registration fees the same as 2019. I can confirm that subscription for memberships will remain the same for 2020 (£80 consultant rate, £10 trainee rate).

The BAGP is growing from strength to strength and the team involved have been instrumental in making this happen. Our mission to promote health of women, advance knowledge and practice, improve accuracy of diagnosis, educate and develop is due to the continued support of all our members and council.

In November this year, my second term of office ended. I am delighted to be able to continue with one more term (3 further years) and be able to contribute further with the BAGP success.

I wish all our members a prosperous New Year!

Gerry van Schalkwyk
BAGP Treasurer

Meetings Secretary Report



The year kicked off with the March meeting held in London, covering aspects of placental, obstetric and trophoblastic pathology. We heard about the importance of placental examination and the implications for management and counselling of patients from Professor Heazell. Drs Scheimberg and Dr Al-Adnani delivered an A-Z guide of placental pathology starting from the approach to cut-up and description of specimens, working through diagnoses not to be missed. Dr Mahadeva shared her experience of obstetric related deaths and the approach to examination of the uterus in such tragic events. Professor Sebire highlighted problems and pitfalls encountered in products of conception samples and passed on his tips for diagnosis of molar pregnancy. Dr Kaur covered the spectrum of trophoblastic tumours and Professor Seckl gave an overview of how gestational trophoblastic disease is managed clinically. Feedback from the 73 delegates was excellent prompting us to hold the meeting again in March 2020 (with some minor changes).



Our two day event, the 16th Annual Meeting – 'The Pathologist as Part of the MDT' was held at the Royal College of General Practitioners in June 2019 and attended by 233 delegates. A spectacular array of lectures and sound bites were delivered by national and international speakers and in line with the MDT theme, a number of the speakers were clinical colleagues rather than pathologists. The UK pathologist line-up included Professors McGluggage and Singh and Drs Ganesan, Shah, Rous and Vroobel who were joined by clinical colleagues Professor Sundar and Drs Powell, Crosbie, Tischkowitz, Seddon and Bowring. Eminent overseas speakers included Professors Davidson and Longacre and Drs Carlson, Bosse, Nout and Van de Vjjver.

The annual meeting has gone from strength to strength and this is reflected in the increase in attendance year on year. In parallel with this, development of a smartphone and compatible meeting app has resulted in our best ever app to date which was used at the 2019 annual meeting, allowing delegates to access all the meeting and local area information, lecture handouts and electronic voting. Delegates were able to ask questions using the app as well as message each other and speakers, maximising the networking opportunities that such a meeting affords.

Following the success of the first week long course held in September 2018, this was re-run in September 2019 in Birmingham. The course was oversubscribed and attended by delegates from as far afield as Australia! This alone speaks to the success of this course. It is an unrivalled opportunity for consultants and senior trainees to update themselves and cover 'all of gynaecological pathology' in a week. The speakers are eminent



UK pathologists who are experts in their field. As the number of delegates is limited to 24, the course has a friendly feel and allows discussion of cases at the multiheader.

The course programme for 2020 is available on the website (https://www.thebagp.org/events/list/) – please book early to avoid disappointment!

Saimah Arif
Meetings Secretary, BAGP

Administrator's Report

New App



In January this year the BAGP accepted the proposal for All in the Loop to begin constructing a new App to be used at the Annual Meeting. Having this App meant that the BAGP could showcase all material for the meeting in one place, saving on printed material and improve networking. The App produced was simplistic but had all the information required for our delegates to use at the meeting which included; speaker and venue information, programme, surveys, speaker presentations and networking facility. Before the launch of the App, we produced our own BAGP App logo which is now available to download on the Apple and Android store. The App was launched at the Annual Meeting in June 2019 and was successfully used by the majority of the delegates attending. For 2020, the BAGP council agreed to continue with the use of this App at all future meetings and courses in 2020. Development is now underway to create a member only section within the App.

Website

Our website continues to be developed and improved through suggestions from members and council. We have recently developed the resource section for users to download relevant documents. A user-friendly menu bar has been added.

Don't forget you can pay your annual membership fee on-line using this link - https://www.thebagp.org/membership/#pay-member-fees

2020 Events

20th March 2020: Placental Obstetric and Trophoblastic Pathology update course held at UCL, London.

11th & 12th June 2020: Annual Meeting held at the Royal College of General Practitioners, London. The BAGP launched the new App at the Annual Meeting in 2019. Feedback from delegates stated how easy the App was to download onto electronic devices as well as being very user friendly. We will be using the same App this year. We will have a space at the Annual Meeting where we will be offering assistance to delegates for App and membership enquiries.



21st to 25th September 2020: Week-long course held at the Birmingham Cytology Training Centre, Birmingham. We are currently taking expressions of interest.

Please feel free to email me with any query or support on info@thebagp.org.

I wish all our members a Happy New Year!

Elsa Taylor, BAGP Administrator

What the BAGP means: A view from a council member



2019 has been another successful year for the BAGP. Multiple high quality BAGP CPD events have been delivered to trainees and Consultants with interest in gynaecological pathology and membership has increased. The annual BAGP meeting continues to be the flagship

event. This meeting is now recognized as one of the best meetings available for gynaecological pathologists to brush up on essential CPD. The annual meeting in 2020 promises to be even better. The use of a dedicated app has made this educational meeting more interactive and social. As a BAGP council member I feel privileged to have had the opportunity to contribute to the delivery of an exciting and essential agenda for the BAGP in 2019 and look forward to 2020. However, my time on the BAGP council draws to a close. I feel the temptation to rewind time…if only! The BAGP council needs to refresh every now and again, new people bring new ideas. You could be the next council member.

The BAGP council saw a change of guard in 2019 but no change to an ever-improving agenda. It has been a great year on the council with many issues dealt with. Electronic communication and teleconferences twice a year make it easy to contribute and deliver BAGP business from the calm of one's office for any pathologist willing to give a little time to advancing the practice of Gynaecological pathology in the UK and beyond. The issues discussed are many and include membership issues, surveys on topical issues in gynaecological pathology, relevant research, affiliations with other societies, BAGP course materials, future meetings, website and app development, tissue pathways, close working with the national Gynaecological EQA and recently contributing to proposals for cervical histology reporting.

At this point I would like to wish you all a prosperous 2020.

Dr Pinias Mukonoweshuro

A trainee's view

I am a final year histopathology trainee pursuing an interest in gynaecological pathology. The meetings arranged by the BAGP are great opportunities for trainees and the annual BAGP meeting is now a regular fixture on my calendar. The talks are interesting and relevant to practical day-to-day reporting – you'll probably return to your department with some knowledge and practical tips that will be useful for your own practice. Talks are delivered by gynaecological pathologist of international renown and you'll be hearing the views of people whose journal articles you would have read.

If the whole concept of 'networking' brings you out in a cold sweat, you can simply soak up the lectures. But actually, the meeting is a friendly environment to meet some of the big names of gynaecological pathology. There is an evening drinks reception which I wasn't too sure about attending. As we were filing out the lecture hall on that evening, I decided to ask my senior colleague about it but before I could catch him he'd made a beeline for the waiter and had a glass in his hand before you could say 'myxoid change in a hydropic leiomyoma'. And if you're not tempted by that, the venue (the RCGP) provides a very decent lunch (I know what trainees find important!).



If you are a trainee of any grade and you have a study or case presentation in mind on a gynae pathology topic, you should seriously consider bringing it to the meeting as a poster.

I've seen the number of trainee poster presentations grow over the years and it is now a well-established part of the meeting. It's a great opportunity to get your work out there. The poster presentation rounds are not intimidating and offer the chance to get some feedback and some tips on taking your ideas further. In general, I've found the meetings, resources and opportunities provided by the BAGP for its trainee members really useful – so spread the word!

Dr Will Boyle, Birmingham

The view of a BMS Consultant



Since embarking on the BMS reporting qualification my main training issue has always been to find courses with enough gynae content at a suitable level. Joining the BAGP has offered a wealth of learning opportunities. Initially I was concerned that the level would be pitched way above my needs, but it has been reassuring to realise that other attendees of all levels of experience and backgrounds have similar questions to myself.

I recently attended the week-long gynae course in Birmingham which was an excellent learning opportunity. The lecturers covered all gynae topics in depth from basics to current research and molecular trends backed up with digital and traditional microscopy sessions with plenty of time for questions. The lecturers took time to answer all questions with infinite patience and humour and the ensuing discussions were often as informative as the actual presentations.

The atmosphere was relaxed, informal and friendly with a course social meal included and unlimited supplies of biscuits and tea. I would highly recommend joining the BAGP to other trainees both medical and BMS, it's a valuable and accessible resource and the topics are at the forefront of learning, sometimes controversial sometimes a good solid refresher, but I always leave feeling that I have learned so much.

Karen Ezard
Consultant Biomedical Scientist

The tale of the second BAGP research grant

As a medical student studying at Barts and the London, my exposure to pathology had been quite limited, as the curriculum at many medical schools do not provide any opportunities to gain insight into this medical specialty. During my intercalated year studying Experimental Pathology, I was given the opportunity to undertake a research projected in pathology, focusing on the molecular profiling of endometrioid ovarian carcinoma with my tutor and previous president of the BAGP, Prof Naveena Singh. This sparked an interest in clinical research and showed me the many subspecialties of pathology, particularly histopathology and molecular pathology, which were key to undertaking the project.

With completion of the degree and the research project I had the opportunity of presenting the findings as a poster presentation during the BAGP's 16th Annual Meeting. The event itself was extremely well organised, with many speakers and attendees coming from all fields of pathology. Certain talks were of particular interest to me such as the molecular profiling of endometrial carcinomas by Dr Tjalling Bosse and Dr Remy Nout, as much of this topic was relevant to the project I had undertaken and presented.



During the meeting I was presented with the BAGP research project grant for investigating molecular profiling of ovarian endometrioid carcinoma, focusing of L1 cell adhesion molecule (L1CAM). L1CAM has repeatedly shown to be associated with aggressive disease behaviour.

A significant number of publications in endometrial endometrioid carcinoma have shown that L1CAM further stratifies patients with no specific molecular risk profile. It has been shown to be a significant predictor of worse outcome in this group and a significant prognosticator for disease-specific survival after multivariate analysis. Of the few publications that investigate L1CAM prognostic impact in ovarian endometrioid carcinoma, similar outcomes have been concluded. To date, no research has aimed to combine the molecular algorithm with L1CAM status in this subgroup of ovarian carcinoma and these conclusions suggest L1CAM could serve as a biomarker for predicting outcome and response to chemotherapy in a clinical setting.

This grant has enabled us to continue assessing the extent to which the molecular categories found in endometrial endometrioid carcinomas apply to ovarian endometrioid carcinomas. It has helped us investigate L1CAM immunohistochemistry in the same case series for which MMR/p53/POLE is available, with the aim of subdividing cases without molecular profile into prognostic groups. It has also enabled us to undertake international collaboration using this case series between research laboratories in Leiden and Canada.

Now as a final year medical student, I intend to continue this research that has been made possible with the BAGP research grant. I am extremely grateful to the BAGP.

It has enabled me to further my research experience and gain skills in areas which will be extremely beneficial to me as a clinician.

Rory Hammond, Medical Student

EQA Organiser's report



The National Gynaecological EQA scheme ran two circulations in 2019, with 379 UK consultants taking part in the last round. Two of the 10 scoring cases were only available digitally, which allowed the use of cases with limited material such as previously under-represented cervical biopsies.

The June review meeting was held in conjunction with the BAGP annual meeting in London, which boosted attendance. 110 people attended the 1-day November review meeting in Birmingham, where Professors Xavier Matias-Guiu, Glenn McCluggage and Naveen Singh updated us on Lynch syndrome and mesonephric-like adenocarcinomas, and the educational cases from both circulations were presented.

Dr. Raji Ganesan stepped down as scheme organiser in June at the end of a 5-year tenure which saw the scheme go from strength to strength with increased participation, introduction of digitized slides and online result entry, and the establishment of the annual EQA educational meeting. There was a smooth transition to myself as the new scheme organiser in July, and two new members joined the organising committee - Dr Anjali Bhatnagar in June and Dr Roger Hew in November.

Jason Wong
National Gynaecological EQA Organiser

In Memoriam

Laurence Brown, President BAGP (2010-2013)



In 2019, we lost Laurence Brown, a highly respected gynaecological pathologist. He was particularly interested in cervical and vulval pathology. As BAGP President, Laurence championed gynaecological pathology in the UK. He was the National Gynaecological EQA Organiser for more than 20 years. His leadership style was inclusive. He encouraged debate and discourse. His untimely death came as a huge shock. He will be fondly remembered.

The British Association of Gynaecological Pathologists























The British Association of Gynaecological Pathologists















